

# Amarr® Designer's Choice DC3200

## Energy Efficient Steel Carriage House Garage Doors



**Design and energy efficiency** make the Amarr Designer's Choice DC3200 doors popular models. With triple-layer construction and superior insulation R-Value of 19.40\*, these durable low-maintenance doors give you the ultimate in quiet operation and energy efficiency.



Bead Board with Cascade DecraTrim (BB23)



Raised Closed (RS)

Long Bead Board with Stockton DecraTrim (LPBB20)



Bead Board with Mission DecraGlass (BB71)



Recessed with Moonlite DecraTrim (RE24)




### PANEL DESIGNS


BB • BEAD BOARD




LPBB • LONG BEAD BOARD



RE • RECESSED



RS • RAISED




### ENERGY EFFICIENCY

**R-VALUE**  
**19.40\***

\*For True White Bead Board only.  
13.35 for all other panels and colors.

# Amarr® Designer's Choice

## Construction



## STEEL DC3200

**Triple-Layer: Steel + Insulation + Steel**

For the toughest, most energy-efficient steel door, the Amarr Designer's Choice DC3200 triple-layer door includes the ultimate in thermal properties, plus a layer of steel for a finished interior look and added durability.

- Heavy-duty Exterior and Interior Steel
- Durable, Reliable, Low Maintenance
- Environmentally Safe Polyurethane Insulation
- Superior Energy Efficiency
- Extra Quiet Operation

## Specifications



	AMARR DESIGNER'S CHOICE DC3200
<b>PANEL DESIGNS</b>	
Bead Board	•
Long Bead Board	•
Recessed	•
Raised	•
<b>INSULATION</b>	Polyurethane
<b>R-VALUE</b>	19.40 <sup>1</sup> - 13.35 <sup>2</sup>
<b>DOOR THICKNESS</b>	2" (5.1cm)
<b>STEEL THICKNESS</b>	27/27 ga
<b>WOODGRAIN EXTERIOR TEXTURE</b>	•
<b>END STILES</b> Painted	•
<b>BOTTOM WEATHER SEAL</b>	•
<b>DECORATIVE GLASS OPTIONS</b>	•
<b>WINDOW GLASS OPTIONS</b>	
3/32" (0.24cm) Single Strength	•
Insulated Glass	•
Obscure	•
<b>WIND LOAD<sup>3</sup> AVAILABLE</b>	•
<b>PAINT FINISH WARRANTY<sup>4</sup></b>	Lifetime
<b>WORKMANSHIP/HARDWARE WARRANTY<sup>4</sup></b>	Lifetime

<sup>1</sup> True White Bead Board only. Based upon independent laboratory test results.

<sup>2</sup> For all panels and colors except True White Bead Board. Calculated door section R-value is in accordance with DASMA TDS-163.

<sup>3</sup> It is your responsibility to make sure your garage door meets local building codes.

<sup>4</sup> For complete warranty details, visit amarr.com or contact your local Amarr dealer.


## Colors

Amarr steel doors are pre-painted; for custom colors, exterior latex paint must be used. Visit amarr.com for instructions on painting. Actual paint colors may vary from samples shown.



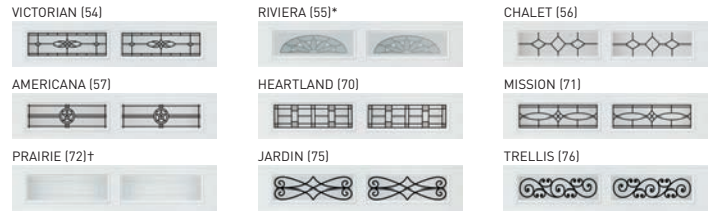
\*Price upcharge applies.

## DecraTrim Window Inserts



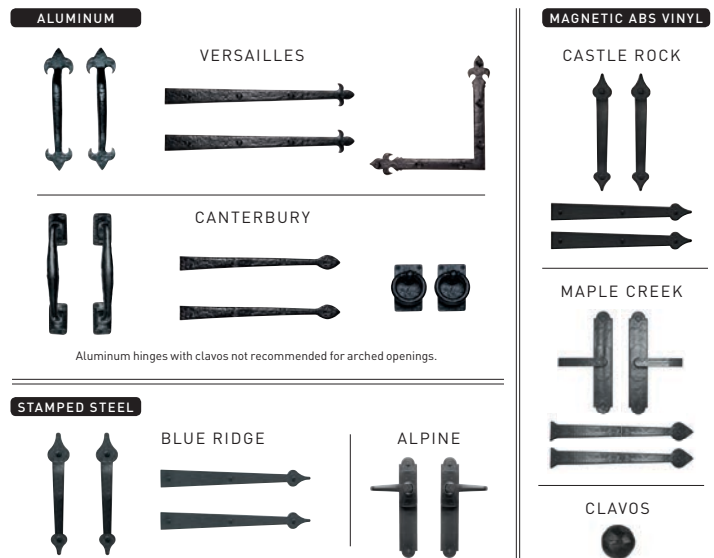
## DecraGlass™ Windows

Tempered obscure glass with baked-on ceramic designs.



\* Clear glass with printed frost pattern.  
† Obscure glass with v-groove.

## Decorative Hardware



## ENTRE/MATIC

Entrematic  
165 Carriage Court  
Winston-Salem, NC 27105  
800.503.DOOR  
www.amarr.com



YOUR LOCAL AMARR DEALER:

Door specifications and technical data subject to change without notice.

Sectional door products from Entrematic may be the subject of one or more U.S. and/or foreign, issued and/or pending, design and/or utility patents.

Entrematic and Amarr as words and logos are registered trademarks owned by Entrematic Group AB or companies within the Entrematic Group.

©Entrematic Group AB 2017. All rights reserved. Printed in USA Form #6390217/30M/GVS